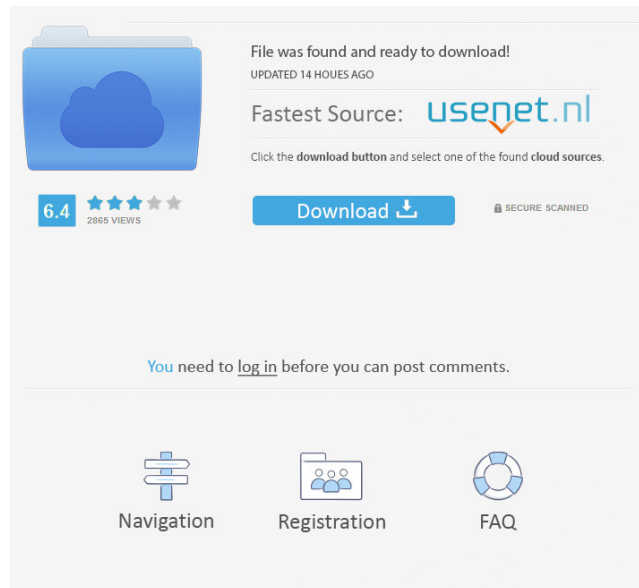


HideMe! Crack Free (Latest)





File was found and ready to download!
UPDATED 14 HOURS AGO


Fastest Source: [usenet.nl](#)


Click the **download button** and select one of the found **cloud sources**.


6.4  2855 VIEWS

[Download](#)   SECURE SCANNED

You need to [log in](#) before you can post comments.

 Navigation

 Registration

 FAQ

HideMe! Crack +

HideMe is a small tool that hides icons on your desktop and then replaces them with the picture underneath. The icons remain visible, but for all intents and purposes they will seem to be invisible. Right click on the icon to change the size of the hidden area. To see the program. Code: quote:HideMe is a small tool that hides icons on your desktop and then replaces them with the picture underneath. The icons remain visible, but for all intents and purposes they will seem to be invisible. Right click on the icon to change the size of the hidden area. To see the program. [size=15] Applications HideMe! - HideMe 2.0 - HideMe 1.0 - Applications HideMe! - Hide and show icons on your desktop quickly and easily with HideMe! Allows you to hide your desktop icons easily. Use the properties icon in tray to set the size of the hidden area. Change the wallpaper of the HideMe! window to change the desktop background. HideMe! only changes the desktop background. Click the eyeball in the HideMe! window to turn the HideMe! window on and off. HideMe! v2.0 has been updated. The HideMe! tray icon has been updated with v2.0, the HideMe! tray icon can now be moved to any corner of the desktop (wherever you want the HideMe! icon). Right click on the HideMe! icon to change the size of the hidden area. A different wallpaper can now be set for the HideMe! window. HideMe! v1.0 is still available, the original HideMe! tool. This version is a 1-bit icon without the 10-bit icons included in the new HideMe! v2.0. HideMe! v1.0 can only be moved to the corner, where it cannot be moved. HideMe! - Hide and show icons on your desktop quickly and easily with HideMe! Allows you to hide your desktop icons easily. Use the properties icon in tray to set the size of the hidden area. Change the wallpaper of the HideMe! window to change the desktop background. HideMe! only changes the desktop background. Click the eyeball in the

What's New in the?

HideMe! (only for 32 bit version) HideMe! for Windows is a small application designed to bring back the old beauty of the Windows desktop. This utility allows you to hide the icons on your desktop that you don't need to see anymore and keeps them there. By simply unchecking the hidden icons in the program, you can activate them back again to have the desktop back in its good, clean and shiny state. Why you might want to use this: HideMe! provides a good set of options to help you in hiding your icons. The main option it offers is to choose the desktop that you want to hide your icons, another important option is to adjust the size of the hidden window. You also can set a custom image to hide as well. Advantages: HideMe! can help you hide your icons and turn your desktop back in its good condition! Feel free to read the forums to get a more complete knowledge of this program. HideMe! v1.0.3 HideMe! for Windows is a small application designed to bring back the old beauty of the Windows desktop. This utility allows you to hide the icons on your desktop that you don't need to see anymore and keeps them there. By simply unchecking the hidden icons in the program, you can activate them back again to have the desktop back in its good, clean and shiny state. HideMe! provides a good set of options to help you in hiding your icons. The main option it offers is to choose the desktop that you want to hide your icons, another important option is to adjust the size of the hidden window. You also can set a custom image to hide as well. HideMe! can help you hide your icons and turn your desktop back in its good condition! HideMe! v1.0.2 HideMe! for Windows is a small application designed to bring back the old beauty of the Windows desktop. This utility allows you to hide the icons on your desktop that you don't need to see anymore and keeps them there. By simply unchecking the hidden icons in the program, you can activate them back again to have the desktop back in its good, clean and shiny state. HideMe! provides a good set of options to help you in hiding your icons. The main option it offers is to choose the desktop that you want to hide your icons, another important option is to adjust the size of the hidden window. You also can set a custom image to hide as well. HideMe! can help you hide your icons and turn your desktop back in its good condition! HideMe! v1.0.1 HideMe! for Windows is a small application designed to bring back the old beauty of the Windows desktop. This utility allows you to hide the icons on your desktop that you don't need to see anymore and keeps them there.

System Requirements:

Windows 10, Windows 8/8.1 and Windows 7 Processor: Intel Core i5 or AMD equivalent Memory: 8 GB RAM Graphics: Nvidia GeForce GTX 970 / AMD equivalent DirectX: Version 11 Network: Broadband Internet connection Copyright © 2016 Square Enix Ltd. All Rights Reserved. ©2016 Square Enix Ltd. All Rights Reserved. © 2016 SQUARE ENIX CO., LTD. All Rights Reserved

<https://www.caelmjc.com/wp-content/uploads/2022/06/elllaty.pdf>

<https://localdealmonster.com/wp-content/uploads/2022/06/laybemri.pdf>

<https://evonegocio.com/wp-content/uploads/2022/06/warwwha.pdf>

<https://almynomajewels.com/wp-content/uploads/2022/06/jenfra.pdf>

<http://barrillos.es/wp-content/uploads/2022/06/zachjan.pdf>

<https://usdualsports.com/wp-content/uploads/2022/06/guane.pdf>

https://www.ecyacg.net/wp-content/uploads/2022/06/Date_and_Time_Calculator.pdf

<https://wellnesstowin.com/wp-content/uploads/2022/06/wylqwy.pdf>

https://fuerzasparavivir.com/wp-content/uploads/2022/06/My_Computer_for_Windows_10.pdf

<https://www.gaudeamusdca.sk/wp-content/uploads/2022/06/othjane.pdf>